

DNA sample collection

For all genetic tests we need a DNA sample; this can be either blood or buccal swabs. In horses a hair sample is recommended.

Blood (Dogs, Cats and Horses)



0.5 – 1 ml whole blood in EDTA blood tube per test. Blood must be collected by a vet. There is no minimum age for using blood.



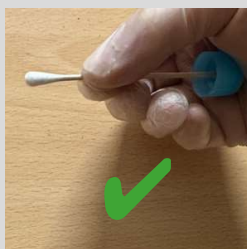
Swabs

Buccal swabs can be used by owners. To avoid contamination of the swab with DNA of other sources, the animal should not be fed for 1 – 2 hours before taking the swab and must be separated from other animals in the household during this period. Ensure that there is no food debris in the mouth. If you are sampling more than one animal, please use disposable gloves or wash hands between sampling.

Standard buccal swabs (dogs and cats) - 2 swabs per animal



- Remove the swab from the container at the handle end. Do not touch the collection tip of the swab. The person taking the samples should avoid touching the inside of the animal's mouth.
- Rub the collection tip against the oral mucosa (the inside of the cheek) **STRONGLY WITH SOME PRESSURE** for a minimum of **ONE MINUTE** to ensure that enough cells are attached to the tip. The genetic test can only be carried out successfully if there are enough cells attached to the swab. Saliva alone is not sufficient for the test!
- It is vital to air-dry the swab after use for at least 2-4 hours (better overnight), this can be achieved by standing the swab on its cap, then
- once the swab is dry, place it back into the tube. Please label the tube with the important information (owner, animal name, etc). Tip: it may be good idea to label the swabs in advance to avoid sample mix up. Please ensure that label is firmly attached to the tube, use sellotape.



Special Optimised buccal (cheek) swabs - 1 swab per animal



only for special tests such as Lafora, Feline XXL bundle, Maine Coon 8 test bundle, etc or if we specifically requested this swab

The kit includes: 1 swab + 1 container containing preservation liquid.

- ➔ Open the swab packaging carefully and avoid touching the tip of the swab or touching other objects with the swab.
- ➔ Wipe firmly against the inside of the cheek for at least 15 seconds, rotating the swab to ensure that enough cells are collected. The genetic test can only be carried out successfully if there are enough cells attached to the swab. Saliva alone is not sufficient for the test!
- ➔ Hold the tube upright and unscrew the cap. Avoid contact with the liquid in the tube or the inhalation of aerosols. In case of contact with skin, rinse immediately with plenty of water.
- ➔ Insert the swab into the tube. Break off the swab at the breaking point and place the cap back on the tube. Close the tube tightly.

Send the swabs together with the order form to LABOKLIN as soon as possible. If the DNA on the swabs is not enough for the test, we will contact you and request EDTA-blood sample.

Hair (Horse only)

Pull around 30 hairs from the mane of the horse with the roots (in foals hair from the tail maybe taken). Wrap the hairs around your finger or a comb, as close as possible to the skin, to ensure you obtain the hair roots. Keep dry, put in a bag, label the bag with the horse name, test (s) required. Place in an envelope and send back to us together with the order form. Broken or cut off hair will not be accepted.



Swabs and EDTA blood tubes are available from us free of charge. If you have any further questions, please do not hesitate to contact us.

LABOKLIN UK

Unit 20, Wheel Forge Way, Trafford Park, Manchester M17 1EH, United Kingdom

☐ 0161 2823066

☐ info@laboklin.co.uk

☐ www.laboklin.co.uk